

GX Microscopes

product datasheet

Long Reach Stereo Microscopes

Articulated Arm Microscopes	Dual Arm Boom Microscopes	Boom Arm Microscopes
 <p data-bbox="162 730 470 751">GXMXTL3TV7 with LED Ring Light & Camera</p>	 <p data-bbox="703 730 1011 751">GXMXTL3TV6 with LED Ring Light & Camera</p>	 <p data-bbox="1109 730 1417 751">GXMXTL3TV1 with LED Ring Light & Camera</p>
 <p data-bbox="349 989 456 1010">GXMXTC3AV7</p>	 <p data-bbox="816 989 914 1010">GXMXTC3AV6</p>	 <p data-bbox="1209 989 1317 1010">GXMXTC3AV1</p>

GX Microscopes specialise in the supply of the widest range of long reach microscope solutions for industry, research, education and hobbyists.

The microscopes shown in this datasheet are based on the GX Microscopes V-series of stands with either the XTL3* zoom stereo microscope head or the XTC3A dual magnification stereo microscope head. Each microscope can be supplied with a number of useful accessories such as LED ring lights and digital microscope cameras. The systems shown here include the most popular long reach microscope configurations in our range. The microscopes have extremely high quality optics in tough metal cases and are proven workhorses in numerous industrial applications. As with all GX Microscopes products the prices represent amazing value for money making these microscopes suitable for almost any use where long reach is required.

CHOICE OF THREE MICROSCOPE HEADS (a pair of WF10X eyepieces is supplied as standard):

XTL3* Stereo Zoom Magnification Microscope Head

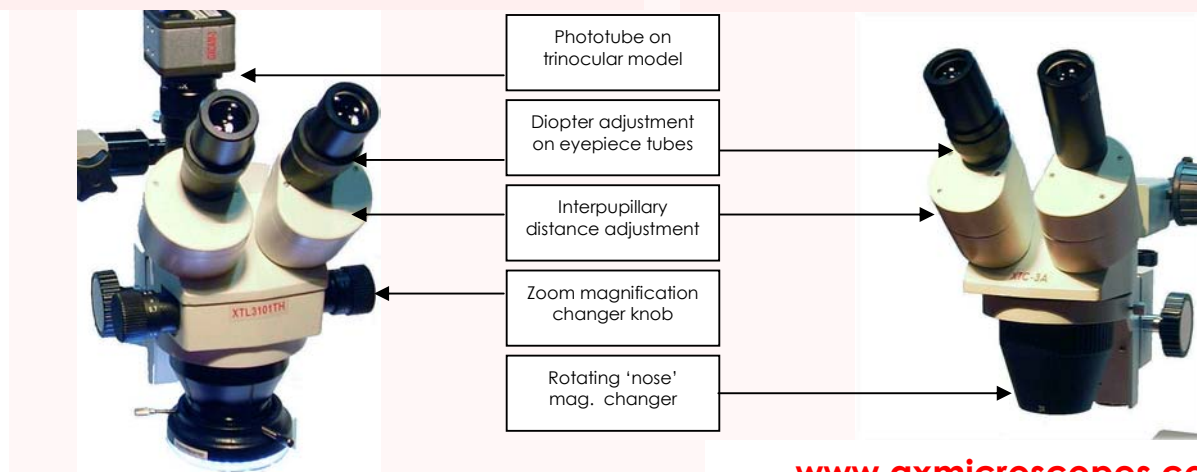
available in two versions:

- 1) XTL3 (binocular)
- 2) XTL3T (trinocular)

shown with a GXCAM-3 camera & a LED ring light (GXMNORMA341103) attached. Magnification: 7X-45X expandable to 3.5X-210X with optional objectives & additional eyepieces

XTC3A Stereo Dual Magnification Microscope Head







Magnification: 10x and 30X expandable to 20X - 60X with additional eyepieces



GX Microscopes

product datasheet



Long Reach Stereo Microscopes

Product Code	Microscope Head	Stand	Illumination	Camera & Adapter	
GXMTC3AV1	XTC3A Binocular 10x/30X Dual Mag	GXMV1 Boom Arm Reach: 573mm plus focussing ring	Option free standing illuminators	Optional for eyepiece	
GXMTC3AV6	XTC3A Binocular 10x/30X Dual Mag	GXMV6 Boom Arm Reach: 370mm plus focussing ring	Option free standing illuminators	Optional for eyepiece	
GXMTC3AV7	XTC3A Binocular 10x/30X Dual Mag	GXMV7 Articulated Arm Reach: 846mm plus focussing ring	Option free standing illuminators	Optional for eyepiece	
GXMXTL3V1	XTL3 Binocular 7X-45X Zoom Mag	GXMV1 Boom Arm Reach: 573mm plus focussing ring	Optional LED Ring Light & free standing illuminators	Optional for eyepiece	 Trinocular shown
GXMXTL3TV1	XTL3T Trinocular 7X-45X Zoom Mag			Optional for Phototube	
GXMXTL3V6	XTL3 Binocular 7X-45X Zoom Mag	GXMV6 Boom Arm Reach: 370mm plus focussing ring	Optional LED Ring Light & free standing illuminators	Optional for eyepiece	 Binocular shown
GXMXTL3TV6	XTL3T Trinocular 7X-45X Zoom Mag			Optional for Phototube	
GXMXTL3V7	XTL3 Binocular 7X-45X Zoom Mag	GXMV7 Articulated Arm Reach: 846mm plus focussing ring	Optional LED Ring Light & free standing illuminators	Optional for eyepiece	
GXMXTL3TV7	XTL3T Trinocular 7X-45X Zoom Mag			Optional for Phototube	

GX Microscopes

product datasheet

Accessories for Long Reach Stereo Microscopes

Product Code	Description	Suitable for use with	Specification	
Optional Auxiliary Objectives (for XTL3* stereo zoom microscopes only)				
XTLOBJ0.5X	0.5X Objective	XTL3*	Mag range: 3.5X -22.5X WD 137mm	
XTLOBJ 0.75X	0.75X Objective	XTL3*	Mag range: 5.25X -3.75X WD 103mm	
XTLOBJ 1.5X	1.5X Objective	XTL3*	Mag range: 10.5X -67.5X WD 48	
XTLOBJ 2X	2X Objective	XTL3*	Mag range: 14X -90X WD 25	
Optional Eyepieces for XTC* and XTL3* microscopes				
GXMXLEY15X2	Pair eyepieces	All microscopes	15x magnification	
GXMXLEY20X2	Pair eyepieces	All microscopes	20x magnification	
GXMXLEY25X2	Pair eyepieces	All microscopes		
GXMXLEY10XRET	Reticle Eyepiece	All microscopes	WF 10X focusing Eyepiece with 10mm/100divs Reticle	

Effect of adding of auxiliary objectives and eyepieces to XTL3* Microscope Heads

Eyepiece \ Objective		Main body	0.5X objective	0.75X objective	1.5X objective	2X objective
			0.7x-4.5x	0.35x-2.25x	0.49x-3.4x	1.05x-6.8x
10x (std)	Total magnification	7x-45x	3.5x-22x	5.3x-34x	10.5x-68x	14x-90x
	Diameter of visual field(mm)	31-5.2	62x-9.6x	38-6.4	19-3.2	14.3-2.4
15x	Total magnification	10.5x-68x	5.3x-33	7.9x-51x	15.8x-102x	21x-148x
	Diameter of visual field(mm)	21.4-3.6	42.8-7.2	28.5-4.8	14.2-2.4	10.7-1.8
20x	Total magnification	14x-90x	7x-45x	10.6x-68x	21.2x-136x	28x-180x
	Diameter of visual field(mm)	17.1-2.9	34.3-5.7	22.9-3.8	11.4-1.9	8.6-1.4
25x	Total magnification	17.5x-112.5x	8.8x-56x	13.1x-85x	26.3x-169x	35x-225x
	Diameter of visual field(mm)	12.9-2.1	25.7-4	17.1-2.9	8.6-1.4	6.4-1.1
Working Distance(mm)		88	137	103	48	25

GX Microscopes

product datasheet

Accessories for Long Reach Stereo Microscopes

Illumination Options: (see separate illuminators datasheet for full range of options)				
Product Code	Description	Suitable for use with	Specification	
GXMNORMA341103	LED Ring Light	XTL* microscopes	60 LEDs, separate adjustable intensity power supply	
GXMLEDYK-B144T		XTL* microscopes	144 LEDs, separate adjustable intensity power supply and segment control	
GXML1 with GXML3	Fibre Optic Illuminator	All microscopes	GXML1 150W fibre optic lamphouse with GXML3 dual fibre optic goosenecks	
GXML1 with GXML4		XTL* microscopes	GXML1 150W fibre optic lamphouse with GXML4 fibre optic ringlight	
GXMRF-8	Fluorescent Ring Light	XTL* microscopes	8W low temperature diffuse ring light	
Camera Options: (see cameras range on www.gxoptical.com website for full range of options)				
GXCAM-1.3 GXCAM-3 GXCAM-5	Digital USB Microscope Cameras	Fits Binocular Heads Requires eyepiece adapter (included with the camera kits) Fits Trinocular Head Requires C-mount camera adapter (option - below) GXMADCM0.5XXTLPLAN	Choice of 1.3MP, 3MP & 5MP Live Image Cameras Colour, USB Connection to PC Image processing, camera control and measurement s/w included	
GXMADCM0.5XXTLPLAN	C-Mount Camera Adapter	XTL3T Trinocular Head	0.5X Plan	

GX Microscopes

product datasheet

Long Reach Stereo Microscopes

Within the GX Microscopes range there are many additional optional stand types such as G-clamp articulated arms or floor standing boom arms and illumination sources such as fibre optics - please ask your local GX Microscopes supplier or visit our website if you cannot find what you need in this range. Examples of items available but not detailed in this datasheet are shown below:



GX Microscopes is a division of **GT Vision Ltd** specialising in the design and manufacture of the **GX Microscopes** brand of microscopes.

GT Vision Ltd is the largest independent supplier of microscopes and microscopy imaging and automation systems in the UK.

If you wish to obtain more details of these products please call or e-mail us:

GT Vision Ltd
Hazel Stub Depot
Camps Rd
HAVERHILL
Suffolk, CB9 9AF

Telephone: 01440 714737
Fax: 01440 709421
E-mail: eurosales@gt-vision.com
Websites: On-line shop:

Advanced Products:
Just GX microscopes products:

www.gxoptical.com
www.gt-vision.com
www.gxmicroscopes.com

Or contact you local GX Microscopes Dealer:

Supplied to you by:

www.gxmicroscopes.com

Due to our policy of continuous development specifications may change without notice

April 08